

CJ-series EtherNet/IP Unit

CJ1W-EIP21S

CSM_CJ1W-EIP21S_DS_E_1_2

EtherNet/IP unit with tag data link capacity of 180,000 words or more

- EtherNet/IP is an industrial multivendor network that uses Ethernet. Managed by the ODVA (Open DeviceNet Vendors Association), it has open standards and is used with a wide range of industrial devices.
- The EtherNet/IP Unit supports tag data links to enable sharing data between devices at Ethernet nodes and a message service for sending and receiving data when required.
- The EtherNet/IP Unit supports the same FINS/UDP, FINS/TCP and Socket service functionality as Ethernet Units.
- Various security functions enable secure network connections.

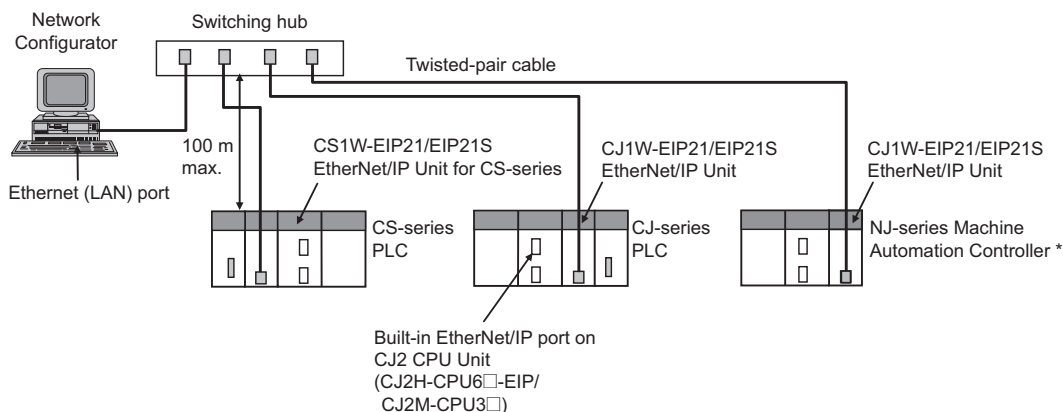


EtherNet/IP®

Features

- Large-capacity tag data links are easily enabled by simply setting connections, with no programming required.
- Tag data links can be used to exchange data with up to 256 nodes over up to 256 connections.
- Up to 256 connections can be set per Unit with up to 722 words of data per connection, for a total of up to 184,832 words of link data. (There is no limit to the data link capacity for the overall network.)
- Data concurrency is maintained within each connection (for up to 722 words).
- Tag data link settings can be changed for individual Units even while tag data links are being used on a network.
- Errors can be diagnosed using the Network Configurator, and system errors can be monitored with a wide array of status flags.
- A secure network connection can be realized with Secure Communications, User Authentication, Opening and Closing the port, IP Packet filtering.

System Configuration



* EtherNet/IP Unit with unit version 1.0 or later (Lot number 241001 or later) is required to connect CJ1W-EIP21S to NJ-series CPU Unit. For lot numbers 241001 or later, "+NJ" is printed at the lower right of the Unit's front panel.
Use NJ-series CPU Unit with version 1.67 or later and Sysmac Studio with version 1.60 or later.


CJ1W-EIP21S

Ordering Information

International Standards


- The standards are abbreviated as follows: U: UL, U1: UL (Class I Division 2 Products for Hazardous Locations), C: CSA, UC: cULus, UC1: cULus (Class I Division 2 Products for Hazardous Locations), CU: cUL, N: NK, L: Lloyd, and CE: EC Directives.
- Contact your OMRON representative for further details and applicable conditions for these standards.
- Refer to the OMRON website (www.ia.omron.com) or ask your OMRON representative for the most recent applicable standards for each model.

EtherNet/IP Unit

Unit type	Product name	Specifications			No. of unit numbers allocated	Current consumption (A)		Model	Standards
		Communications cable	Communications functions	Units per CPU Unit		5 V system	24 V system		
CJ1 CPU Bus Unit	 EtherNet/IP Unit	Shielded twisted-pair (STP) cable Categories: 100 Ω at 5, 5e	Tag Data Link Functions, Message Communications Functions, Socket Service Functions	8 max. *1	1	0.65	—	CJ1W-EIP21S	UC1, N, L, CE

*1. Up to four EtherNet/IP Units can be connected to a NJ CPU Unit. Up to seven EtherNet/IP Units can be connected to a CJ2H-CPU6□-EIP. Up to two EtherNet/IP Units can be connected to a CJ2M CPU Unit.

Industrial Switching Hubs

Product name	Appearance	Functions	No. of ports	Accessories	Current consumption (A)	Model
Industrial Switching Hubs		Quality of Service (QoS): EtherNet/IP control data priority 10/100BASE-TX, Auto-Negotiation	5	Power supply connector	0.07	W4S1-05D

Recommended Network Devices

The following table shows the devices recommended for use with the EtherNet/IP.

Part	Manufacturer	Model number	Inquires
Switching Hub	Phoenix Contact	FL SWITCH SFN 8TX (8 ports)	Phoenix Contact USA Customer Service
	Contec USA, Inc.	SH8008(FIT)H (8 ports)	CONTEC USA Inc.
	Cisco Systems, Inc.	WS-C2955T-12 (12 ports)	Cisco Systems, Inc. Main Corporate HQ
Twisted-pair cable	100BASE-TX EtherNet/IP compliant cable		—
Connectors (Modular plug)	STP Plug		
	Panduit Corporation	MPS588	Panduit Corporation US Headquarters
Boots	Tsuko Company	MK boot (IV) LB	Tsuko Company Japan Headquarters

Note: 1. Always use a switching hub when using tag data links in the network.

Note: 2. If a repeater hub is used for EtherNet/IP tag data links (cyclic communications), the network's communications load will increase, data collisions will occur frequently, and stable communications will be impossible.

Mountable Racks

Model	NJ system		CJ1 system		CP1H system
	CPU Rack	Expansion Rack	CPU Rack	Expansion Backplane	CP1H PLC
CJ1W-EIP21S	4 Units (per CPU Unit) *1		8 Units (per CPU Unit) *2		2 Units *3

*1. EtherNet/IP Unit with unit version 1.0 or later (Lot number 241001 or later) is required to connect CJ1W-EIP21S to NJ-series CPU Unit. "+NJ" is printed at the lower right of the Unit's front panel.

Use NJ-series CPU Unit with version 1.67 or later and Sysmac Studio with version 1.60 or later.

*2. Up to seven EtherNet/IP Units can be connected to a CJ2H-CPU6□-EIP. Up to two EtherNet/IP Units can be connected to a CJ2M CPU Unit.

*3. EtherNet/IP Unit with unit version 1.0 or later (Lot number 250401 or later) is required to connect CJ1W-EIP21S to CP1H-series CPU Unit. "+CJ/CP/NJ" is printed at the lower right of the Unit's front panel.

A CP1W-EXT01 CJ Unit Adaptor is required.

Sysmac is a trademark or registered trademark of OMRON Corporation in Japan and other countries for OMRON factory automation products.

Windows are either registered trademarks or trademarks of Microsoft Corporation in the United States and/or other countries.

EtherNet/IP™ and DeviceNet™ are trademarks of the ODVA.

Other company names and product names in this document are the trademarks or registered trademarks of their respective companies.

EtherNet/IP Units Specifications

Item		Specifications
Model number		CJ1W-EIP21S
Type		100Base-TX *1
Applicable PLCs		NJ-series, CJ (CJ1, CJ2) series, and CP1H *2
Unit classification		CJ-series CPU Bus Unit
Mounting location		CPU Rack or Expansion Rack
Number of Units that can be mounted *2		NJ-series System: 4 max. (including Expansion Racks) CJ series System: 8 max. (including Expansion Racks) *3 CP1H System: 2 max.
CPU Unit words used	Allocated CIO Area words (CPU Bus Unit words)	25 words/Unit (one unit number's words) These words contain control bits and flags, the target node PLC's operating and error information, Unit status, communications status, registered/normal target node information, and FINS/TCP connection status.
	Allocated DM Area words (CPU Bus Unit words)	100 words/Unit (one unit number's words) These words contain the IP address display/setting area.
	User-set area	Any usable data area words Target node PLC's operating and error information, and registered/normal target node information
	CPU Bus Unit System Setup	Not used.
Non-volatile memory within EtherNet/IP Unit (See note.)		The following settings are stored in the EtherNet/IP Unit's non-volatile memory. Note: Unlike the regular Ethernet Units, the CPU Bus Unit Setup Area in the CPU Unit is not used for these settings. 1. Unit Setup (communications settings for the EtherNet/IP Unit, such as the IP address, DNS server settings, host name, baud rate, FINS/UDP settings, and FINS/TCP settings) 2. Tag data link settings (device parameters) 3. User authentication settings 4. Operation log
Transfer specifications	Media access method	CSMA/CD
	Modulation method	Baseband
	Transmission paths	Star form
	Baud rate	100 Mbit/s (100Base-TX)
	Transmission media	Shielded twisted-pair (STP) cable Categories: 100 Ω at 5, 5e
	Transmission distance	100 m (distance between hub and node)
Number of cascade connections		There is no limitation when a switching hub is used.
Current consumption (Unit)		650 mA max. at 5 V DC
Weight		91 g max.
Dimensions		31 × 90 × 65 mm (W × H × D)
Other general specifications		Other specifications conform to the general specifications of the CJ-series.

*1. If tag data links are being used, use 100Base-TX. Otherwise, 10Base-T can be used, but this is not recommended.

*2. For the CJ1W-EIP21S, the following CPU Units are supported.

NJ01-□□□□, CJ2H-CPU□□, CJ2H-CPU□□-EIP, CJ2M-CPU□□, CJ1G-CPU4□P, CP1H-X40D□□, CP1H-XA40D□□, CP1H-Y20DT-D

EtherNet/IP Unit with unit version 1.0 or later (Lot number 241001□ or later) is required to connect CJ1W-EIP21S to NJ-series CPU Unit. Use NJ-series CPU Unit with version 1.67 or later and Sysmac Studio with version 1.60 or later.

*3. Up to seven EtherNet/IP Units can be connected to a CJ2H-CPU6□-EIP. Up to two EtherNet/IP Units can be connected to a CJ2M CPU Unit.

Communications Specifications

*#1. In this case, pps means "packets per second" and indicates the number of packets that can be processed in one second.

*#2. Network symbols can be used for the following CPU Units.
NJ501-□□□□/NJ301-□□□□/ CJ2H-CPU6□-EIP/CJ2M-CPU3□/CJ2H-CPU6□ with the unit version 1.6 or later/CJ2M-CPU1□ with unit version 2.2 or later

*#3. To use 505 to 1,444 bytes as the data size, the system must support the Large Forward Open standard (an optional CIP specification). The CS/CJ-series Units support this standard, but before connecting to nodes of other companies, confirm that those devices also support it.

*#4. If the maximum data size is exceeded, the data refreshing with the CPU Unit will extend over two or more cycles.

*#5. If status layout is set to user settings, the maximum number of tags is as follows.

Output/Transmission	Input/ Reception
18	18

*#6. The table below shows value when the layout type is User defined.

		When connected to CJ1 CPU Unit	When connected to CJ2 CPU Unit
Data (words) that can be refreshed per CPU Unit cycle	Output/Transmission	7321	6172
	Input/Reception	7385	6236

*#7. If parameters are changed in the EtherNet/IP Unit, however, the EtherNet/IP Unit will be restarted. When other nodes are communicating with the affected node, the communications will temporarily time out and automatically recover later.

*#8. Because the EtherNet/IP Unit is equipped with an IGMP client, unnecessary multicast packets can be filtered by using a switching hub that supports IGMP snooping.

*#9. EtherNet/IP Unit with unit version 1.0 or later (Lot number 241001□ or later) is required to connect CJ1W-EIP21S to NJ-series CPU Unit.
Use NJ-series CPU Unit with version 1.67 or later and Sysmac Studio with version 1.60 or later.

*10. The EtherNet/IP Unit uses the TCP/UDP port numbers shown in the following table.

Service	Protocol		Port number		Remarks	
	CJ1/CJ2	NJ	CJ1/CJ2	NJ	CJ1/CJ2	NJ
Tag data links	UDP		2222		The port number is fixed.	
Class3, UCMM	TCP/UDP		44818			
DNS	UDP		53			
BOOTP client	---	UDP	---	68		
Secure Comm	TCP	---	443	---	The port number is fixed.	
FINS/UDP service	UDP	---	9600	---	Port numbers in the Unit Setup can be changed with the CX-Programmer.	
FINS/TCP service	TCP	---	9600	---		
FTP	TCP		20, 21			
SNTP	UDP		123			
SNMP	UDP		161			
SNMP trap	UDP		162		Port numbers in the Unit Setup can be changed with the Sysmac Studio.	

CJ1W-EIP21S

Unit Versions and Software Versions

The following versions of the Sysmac Studio, CX-Programmer and Network Configurator are required to set EtherNet/IP Units.
Yes:Supported, ---:Not supported

CJ1W-EIP21S	Sysmac Studio *1		CX-Programmer *2		Network Configurator for EtherNet/IP		EIP21S User Management Tool
	Ver.1.59 or lower	Ver.1.60 or higher	Ver.9.80 or lower	Ver.9.81 or higher	Ver.3.72 or lower	Ver.3.74a or higher	Ver.1.00 or higher
Ver.1.0	---	Yes *3	---	Yes	---	Yes	Yes

- *1. Available only when connecting with NJ-series CPU Units.
*2. Available only when connecting with CJ1/CJ2-series CPU Units.
*3. Supported by unit version 1.0 or later (Lot number 241001□ or later).

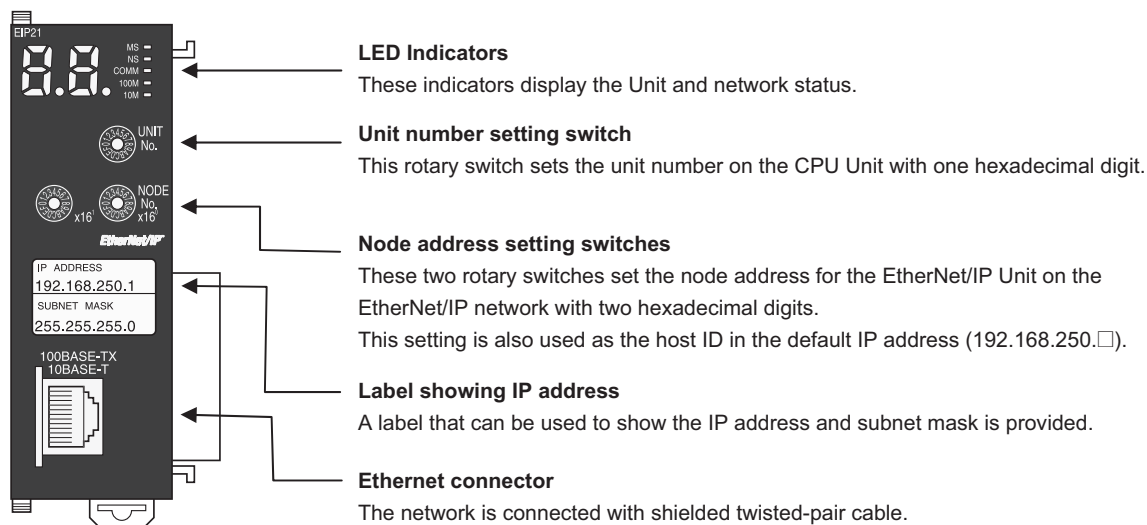
Network Configurator Requirements

The Network Configurator is a software package designed for building, setting, and controlling a multi-vendor EtherNet/IP Network using OMRON's EtherNet/IP. It is included in CX-One version 3.0. The Network Configurator provides the following functions for building, setting, and controlling EtherNet/IP.

Item		Specification		
System Requirements		Refer to the CX-One Catalog (Cat. No. R134), visit your local OMRON website.		
Network connection method		CS1/CJ1	CJ2	NJ
	Serial interface	CPU Unit's Peripheral or RS-232C port	CPU Unit's USB or RS-232C port	CPU Unit's USB port
	Ethernet interface	EtherNet/IP Unit's Ethernet port	CPU Unit's Ethernet port EtherNet/IP Unit's Ethernet port	
Location on Network		A single node address is used (only when directly connected to EtherNet/IP).		
Number of Units that can be connected to Network		A single Network Configurator per Network (More than one Configurator cannot be used in the same system.)		
Main functions	Network control functions	<ul style="list-style-type: none">• The Network configuration can be created and edited regardless of whether the Network Configurator is online or offline.• The Network configuration can be read from a file or the network.		
	Configuration functions	The EDS files used by the Network Configurator can be installed and deleted.		
Supported file formats		Configurator network configuration files (*.ncf) Configuration files (*.ncf) created using the Network Configurator for EtherNet/IP (version 2) can be imported by selecting External Data - Import from the File Menu.		

External Interface

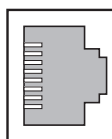
CJ1W-EIP21S



Ethernet Connectors

The following standards and specifications apply to the connectors for the Ethernet twisted-pair cable.

- Electrical specifications: Conforming to IEEE802.3 standards.
- Connector structure: RJ45 8-pin Modular Connector (conforming to ISO 8877)



Connector pin	Signal name	Abbr.	Signal direction
1	Transmission data +	TD+	Output
2	Transmission data –	TD–	Output
3	Reception data +	RD+	Input
4	Not used.	–	–
5	Not used.	–	–
6	Reception data –	RD–	Input
7	Not used.	–	–
8	Not used.	–	–
Hood	Frame ground	FG	–

CJ1W-EIP21S

Functional Comparison of EtherNet/IP Functionality

Yes: Supported, No: Not supported

Item	CJ1W-EIP21S EtherNet/IP Unit	Built-in EtherNet/IP port on NJ-series CPU Unit	CJ-series Ethernet Unit
Tag data link communications service	Yes	Yes	No
CIP message communications service	Yes	Yes	No
FINS/UDP service	Yes	Yes	Yes
FINS/TCP service	Yes	Yes	Yes
Socket service	Yes	Yes	Yes
File transfer (FTP)	Yes	Yes	Yes
Mail send/receive	No	No	Yes
Web functions	No	No	Yes
Automatic adjustment of PLC/Controller's internal clock	Yes	Yes	Yes
Simple backup function	Yes	No	Yes
Error history	Yes	Yes *1	Yes
Response to PING command	Yes	Yes	Yes
SNMP/SNMP trap	Yes	Yes	No
CIDR function for IP addresses	Yes	Yes	Yes *2
Online connection by EtherNet/IP using CX-One	Yes	No	No
Online connection by Ethernet (FINS) using CX-One	Yes	No	Yes
Online connection by EtherNet/IP using Network Configurator	Yes	Yes	No
Mounting in a Controller with an NJ series CPU Unit	Yes *3 *4	No	No
Secure communications	Yes	No	No
User authentication	Yes	No	No
Opening and closing the port	Yes	No	No
IP packet filtering	Yes	No	No
Operation log	Yes	No	No

*1. This is equivalent to the event log of the built-in EtherNet/IP port of an NJ-series Controller.

*2. This function supported by unit version 1.5 or later.

*3. You cannot use the following functions if you connect to the CPU Unit through an EtherNet/IP Unit.

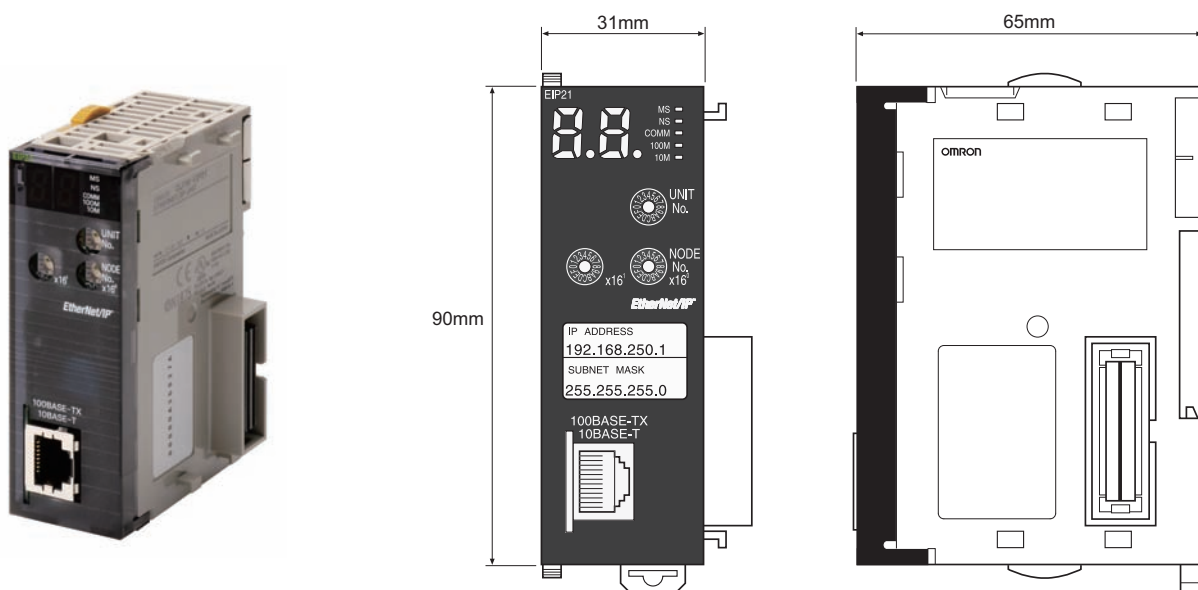
• Going online with a CPU Unit from the Sysmac Studio. (However, you can go online from the Network Configurator.)

*4. The function supported by unit version 1.0 or later (Lot number 241001□ or later).

Dimensions

(Unit: mm)

CJ1W-EIP21S



Related Manuals

Manual number	Model	Name	Contents
W465	CS1W-EIP21 CJ1W-EIP21 CJ2H-CPU□□-EIP CJ2M-CPU3□ CS1W-EIP21S CJ1W-EIP21S	EtherNet/IP Units Operation Manual	Provides information on operating and installing EtherNet/IP Units, including details on basic settings, tag data links, and FINS communications. Refer to the <i>Communications Commands Reference Manual</i> (W342) for details on FINS commands that can be sent to CS-series and CJ-series CPU Units when using the FINS communications service. Refer to the <i>Ethernet Units Operation Manual Construction of Applications</i> (W421) for details on constructing host applications that use FINS communications.
W495	CJ1W-EIP21 CJ1W-EIP21S	CJ-series EtherNet/IP Units Operation Manual for NJ-series CPU Unit	Information on using an EtherNet/IP Unit that is connected to an NJ-series CPU Unit is provided. Information is provided on the basic setup, tag data links, and other features. Use this manual together with the NJ-series CPU Unit Hardware User's Manual (Cat. No. W500) and NJ-series CPU Unit Software User's Manual (Cat. No. W501).
W421	CS1W-ETN21 CJ1W-ETN21	Ethernet Units Operation Manual Construction of Applications	Provides information on constructing host applications for 100Base-TX Ethernet Units, including functions for sending/receiving mail, socket service, automatic clock adjustment, FTP server functions, and FINS communications.
W342	CS1G/H-CPU□□H CS1G/H-CPU-□□V1 CS1W-SCU21 CS1W-SCB21/41 CJ1G/H-CPU□□H CJ1G-CPU□□ CJ1W-SCU41	Communications Commands Reference Manual	Describes the C-series (Host Link) and FINS communications commands used when sending communications commands to CS-series and CJ-series CPU Units.
W463	CXONE-AL□□D-V□	CX-One Setup Manual	Describes the setup procedures for the CX-One. Information is also provided on the operating environment for the CX-One.

Terms and Conditions Agreement

Read and understand this catalog.

Please read and understand this catalog before purchasing the products. Please consult your OMRON representative if you have any questions or comments.

Warranties.

(a) Exclusive Warranty. Omron's exclusive warranty is that the Products will be free from defects in materials and workmanship for a period of twelve months from the date of sale by Omron (or such other period expressed in writing by Omron). Omron disclaims all other warranties, express or implied.

(b) Limitations. OMRON MAKES NO WARRANTY OR REPRESENTATION, EXPRESS OR IMPLIED, ABOUT NON-INFRINGEMENT, MERCHANTABILITY OR FITNESS FOR A PARTICULAR PURPOSE OF THE PRODUCTS. BUYER ACKNOWLEDGES THAT IT ALONE HAS DETERMINED THAT THE PRODUCTS WILL SUITABLY MEET THE REQUIREMENTS OF THEIR INTENDED USE.

Omron further disclaims all warranties and responsibility of any type for claims or expenses based on infringement by the Products or otherwise of any intellectual property right. (c) Buyer Remedy. Omron's sole obligation hereunder shall be, at Omron's election, to (i) replace (in the form originally shipped with Buyer responsible for labor charges for removal or replacement thereof) the non-complying Product, (ii) repair the non-complying Product, or (iii) repay or credit Buyer an amount equal to the purchase price of the non-complying Product; provided that in no event shall Omron be responsible for warranty, repair, indemnity or any other claims or expenses regarding the Products unless Omron's analysis confirms that the Products were properly handled, stored, installed and maintained and not subject to contamination, abuse, misuse or inappropriate modification. Return of any Products by Buyer must be approved in writing by Omron before shipment. Omron Companies shall not be liable for the suitability or unsuitability or the results from the use of Products in combination with any electrical or electronic components, circuits, system assemblies or any other materials or substances or environments. Any advice, recommendations or information given orally or in writing, are not to be construed as an amendment or addition to the above warranty.

See <http://www.omron.com/global/> or contact your Omron representative for published information.

Limitation on Liability: Etc.

OMRON COMPANIES SHALL NOT BE LIABLE FOR SPECIAL, INDIRECT, INCIDENTAL, OR CONSEQUENTIAL DAMAGES, LOSS OF PROFITS OR PRODUCTION OR COMMERCIAL LOSS IN ANY WAY CONNECTED WITH THE PRODUCTS, WHETHER SUCH CLAIM IS BASED IN CONTRACT, WARRANTY, NEGLIGENCE OR STRICT LIABILITY.

Further, in no event shall liability of Omron Companies exceed the individual price of the Product on which liability is asserted.

Suitability of Use.

Omron Companies shall not be responsible for conformity with any standards, codes or regulations which apply to the combination of the Product in the Buyer's application or use of the Product. At Buyer's request, Omron will provide applicable third party certification documents identifying ratings and limitations of use which apply to the Product. This information by itself is not sufficient for a complete determination of the suitability of the Product in combination with the end product, machine, system, or other application or use. Buyer shall be solely responsible for determining appropriateness of the particular Product with respect to Buyer's application, product or system. Buyer shall take application responsibility in all cases.

NEVER USE THE PRODUCT FOR AN APPLICATION INVOLVING SERIOUS RISK TO LIFE OR PROPERTY OR IN LARGE QUANTITIES WITHOUT ENSURING THAT THE SYSTEM AS A WHOLE HAS BEEN DESIGNED TO ADDRESS THE RISKS, AND THAT THE OMRON PRODUCT(S) IS PROPERLY RATED AND INSTALLED FOR THE INTENDED USE WITHIN THE OVERALL EQUIPMENT OR SYSTEM.

Programmable Products.

Omron Companies shall not be responsible for the user's programming of a programmable Product, or any consequence thereof.

Performance Data.

Data presented in Omron Company websites, catalogs and other materials is provided as a guide for the user in determining suitability and does not constitute a warranty. It may represent the result of Omron's test conditions, and the user must correlate it to actual application requirements. Actual performance is subject to the Omron's Warranty and Limitations of Liability.

Change in Specifications.

Product specifications and accessories may be changed at any time based on improvements and other reasons. It is our practice to change part numbers when published ratings or features are changed, or when significant construction changes are made. However, some specifications of the Product may be changed without any notice. When in doubt, special part numbers may be assigned to fix or establish key specifications for your application. Please consult with your Omron's representative at any time to confirm actual specifications of purchased Product.

Errors and Omissions.

Information presented by Omron Companies has been checked and is believed to be accurate; however, no responsibility is assumed for clerical, typographical or proofreading errors or omissions.